

Distributed by:



Stability bhi milley aur growth bhi
Issey badhkar kya chahiye?

Mahindra Manulife Large & Mid Cap Fund

(Large & Mid Cap Fund - An open ended equity scheme investing in both large cap and mid cap stocks)

September 30, 2024

Why invest in this Scheme ?



Rule based diversification for optimum performance in changing market cycles



Aim to provide stability of large caps and growth of mid caps

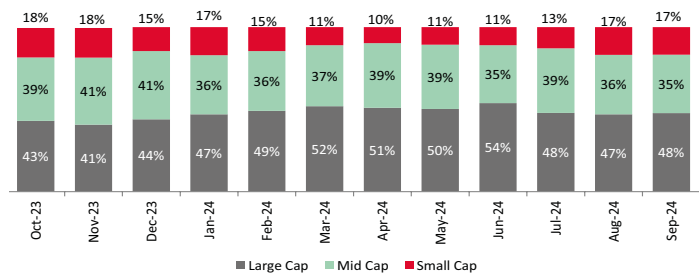


Active stock selection through internal process framework for better return potential

Scheme Positioning

- A portfolio of market leaders and emerging leaders.
- The portfolio will aim to provide alpha through tactical allocations under changing market cycles

12 Month Market Capitalization Trend (% to Equity Holdings)



As per the Market Capitalization data provided by AMFI (In line with the applicable SEBI guidelines)

Top 5 Sector (% to Net Assets)

Sector	MMLMCF*	NIFTY Large Midcap 250 TRI
Financial Services	22.90%	25.15%
Information Technology	10.34%	8.85%
Oil Gas & Consumable Fuels	9.65%	6.97%
Automobile And Auto Components	9.07%	7.95%
Fast Moving Consumer Goods	8.60%	6.41%

*Mahindra Manulife Large & Mid Cap Fund

Data as on September 30, 2024

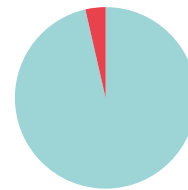
Significant Portfolio changes of the Current Month

Fresh Additions	Complete Exits
Security	Security
Alkem Laboratories Limited	Biocon Limited
Bajaj Finance Limited	Indus Towers Limited
Bharti Hexacom Limited	Inox India Limited
Cholamandalam Financial Holdings Limited	KEI Industries Limited
ICICI Bank Limited	State Bank of India
Mahindra & Mahindra Limited	Wipro Limited
Mankind Pharma Limited	
PTC Industries Limited	
Torrent Power Limited	

Portfolio Update for the Month

- Key Overweight sectors/Industries include Oil & Gas, FMCG and Consumer Services vs the Scheme's Benchmark
- Key Underweight sectors /Industries include Banks, Metals & Mining and Capital Goods vs the Scheme's Benchmark

Asset Allocation (%)



- 98.58% - Equity Holdings
- 1.42% - Cash & Other Receivables

Data as on September 30, 2024

Top 10 Equity Holdings (as on September 30, 2024)

Security	% to Net Assets
HDFC Bank Limited	5.46%
Reliance Industries Limited	4.25%
Hindustan Unilever Limited	3.04%
PI Industries Limited	2.71%
Tata Consultancy Services Limited	2.65%
Persistent Systems Limited	2.61%
Trent Limited	2.46%
Samvardhana Motherson International Limited	2.35%
Zomato Limited	2.25%
Bharat Forge Limited	2.21%
Total	29.99%

Portfolio Stats

Turnover Ratio (Last 1 year)	1.55
Standard Deviation	13.10%
Beta	0.91
Sharpe Ratio [#]	0.91
Jenson's Alpha	-0.0418

#Risk-free rate assumed to be 6.76% (MIBOR as on 30-09-24) - Source:www.mmda.org
Note: As per AMFI guidelines for factsheet, the ratios are calculated based on month rolling returns for last 3 years. Data as on September 30, 2024

Note: The companies/stock(s) referred above are only for the purpose of disclosure of significant portfolio changes during the month and should not be construed as recommendation to buy/sell/hold. The fund manager may or may not choose to hold these companies/stocks, from time to time. Investors are requested to consult their financial, tax and other advisors before taking any investment decision(s). Data as on September 30, 2024

Scheme Details

Investment Objective:

The investment objective of the Scheme is to seek long term capital growth through investments in equity and equity related securities of both large cap and mid cap stocks. However, there can be no assurance that the investment objective of the Scheme will be achieved.

Fund Manager:

Mr. Manish Lodha

Total Experience : 23 years | **Experience in managing this fund:** 3 years and 9 months (Managing since December 21, 2020)

Mr. Abhinav Khandelwal

Total Experience: 14 years | **Experience in managing this fund:** 2 years and 8 months (Managing since February 1, 2022)

Date of allotment: December 30, 2019

Benchmark: NIFTY Large Midcap 250 TRI

Option: IDCW (IDCW Option will have IDCW Reinvestment (D) & IDCW Payout facility) and Growth (D)

D-Default

Minimum Application Amount: Rs. 1,000/- and in multiples of Re.1/- thereafter

Minimum Weekly & Monthly SIP Amount: Rs 500 and in multiples of Re. 1/- thereafter

Minimum Weekly & Monthly SIP Installments: 6

Minimum Quarterly SIP Amount: Rs 1,500 and in multiples of Re. 1/- thereafter

Minimum Quarterly SIP installments: 4

Monthly AAUM as on September 30, 2024 (Rs. in Cr.): 2,594.16

Quarterly AAUM as on September 30, 2024 (Rs. in Cr.): 2,509.49

Monthly AUM as on September 30, 2024 (Rs. in Cr.): 2,628.07

Entry Load: Not applicable

Exit Load: • An Exit Load of 1% is payable if Units are redeemed / switched-out upto 3 months from the date of allotment;

• Nil if Units are redeemed / switched-out after 3 months from the date of allotment.

Scheme Performance (as on September 30, 2024)

Mahindra Manulife Large & Mid Cap Fund	CAGR Returns (%)			Value of Investment of ₹ 10,000*			NAV / Index Value (as on September 30, 2024)
	1 Year	3 Years	Since Inception	1 Year (₹)	3 Years (₹)	Since Inception	
Regular Plan - Growth Option	38.29	19.43	24.62	13,853	17,043	28,482	28.4823
Nifty Large Midcap 250 TRI [^]	43.26	21.05	25.28	14,354	17,747	29,208	21,725.06
Nifty 50 TRI ^{^^}	32.80	14.92	18.34	13,300	15,184	22,277	38,315.21

[^]Benchmark ^{^^}Additional Benchmark. CAGR - Compounded Annual Growth Rate. Inception/Allotment date: 30-Dec-19. **Past performance may or may not be sustained in future and should not be used as a basis of comparison with other investments.** Since inception returns of the scheme is calculated on face value of Rs. 10 invested at inception. The performance details provided above are of Growth Option under Regular Plan. Different Plans i.e Regular Plan and Direct Plan under the scheme has different expense structure. *Based on standard investment of Rs. 10,000 made at the beginning of the relevant period. Mr. Manish Lodha is managing this scheme since December 21, 2020. Mr. Abhinav Khandelwal is managing this scheme since February 1, 2022.

SIP Performance (as on September 30, 2024)

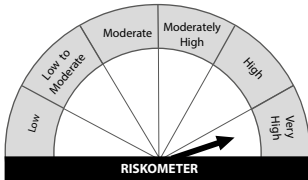
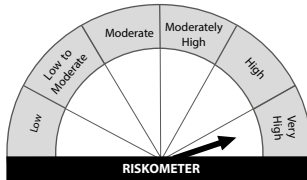
SIP Investment Period	Total Amount Invested (₹)	Regular Plan		NIFTY Large Midcap 250 TRI [^]		Nifty 50 TRI ^{^^}	
		Market Value (₹)	CAGR Returns (%)	Market Value (₹)	CAGR Returns (%)	Market Value (₹)	CAGR Returns (%)
1 Year	1,20,000	1,41,014	34.04	1,46,224	42.92	1,41,142	34.26
3 Years	3,60,000	5,39,136	28.07	5,61,194	31.07	4,99,835	22.52
Since Inception	5,70,000	10,95,100	28.00	11,35,978	29.64	9,61,912	22.27

[^]Benchmark ^{^^}Additional Benchmark. CAGR - Compounded Annual Growth Rate. Inception/Allotment date: 30-Dec-19. **Past performance may or may not be sustained in future and should not be used as a basis of comparison with other investments.** Returns greater than 1 year period are compounded annualized. For SIP returns, monthly investment of equal amounts invested on the 1st business day of every month has been considered. CAGR Returns (%) are computed after accounting for the cash flow by using the XIRR method (investment internal rate of return).

Distributed by:

Disclaimer: Readers of this material should rely on information / data arising out of their own investigations and advised to seek independent professional advice and arrive at an informed decision before making any investments. Neither Mahindra Manulife Investment Management Private Limited nor Mahindra Manulife Trustee Private Limited, its directors or associates shall be liable for any damages that may arise from the use of the information contained herein.

Get in touch: Unit No. 204, 2nd Floor, Amiti Building, Piramal Agastya Corporate Park, LBS Road, Kamani Junction, Kurla (W), Mumbai - 400 070.
Phone: +91-22-66327900, Fax: +91-22-66327932
Toll Free No.: 1800 419 6244 Website: www.mahindramanulife.com

Scheme Name	This Product is Suitable for investors who are seeking*	Scheme Riskometer	Scheme Benchmark	Benchmark Riskometer
Mahindra Manulife Large & Mid Cap Fund	<ul style="list-style-type: none"> Long term wealth creation and income Investment predominantly in equity and equity related securities of large and mid cap companies. 	 <p>Investors understand that their principal will be at very high risk</p>	Nifty Large Midcap 250 TRI	

*Investors should consult their financial advisers if in doubt about whether the product is suitable for them.

Mutual Fund investments are subject to market risks, read all scheme related documents carefully.

Performance of other schemes managed by the Fund Manager(s)

Scheme Name	Scheme Inception Date	Fund Manager(s)	Managing since	CAGR Returns (%)		
				1 yr	3 yrs	5 yrs
Mahindra Manulife ELSS Tax Saver Fund - Reg - Growth	18-Oct-16	Ms. Fatema Pacha	16-Oct-20	31.60	16.11	20.41
		Mr. Manish Lodha	21-Dec-20			
Nifty 500 TRI ^A				41.27	18.42	22.25
Mahindra Manulife Multi Cap Fund - Reg - Growth	11-May-17	Mr. Manish Lodha	21-Dec-20	45.56	21.93	27.43
		Ms. Fatema Pacha	16-Oct-20			
Nifty 500 Multicap 50:25:25 TRI ^A				44.06	21.14	25.88
Mahindra Manulife Consumption Fund - Reg - Growth	13-Nov-18	Mr. Abhinav Khandelwal	1-Apr-22	48.96	22.81	20.56
		Ms. Fatema Pacha	21-Dec-20			
Nifty India Consumption TRI ^A				52.80	22.53	22.26
Mahindra Manulife Equity Savings Fund - Reg - Growth	01-Feb-17	Mr. Manish Lodha (Equity Portion)	21-Dec-20	16.41	9.11	12.11
		Mr. Renjith Sivaram (Equity Portion)	03-Jul-23			
		Mr. Rahul Pal (Debt Portion)	05-Jan-24			
		Mr. Pranav Patel ⁵	Since inception			
Nifty Equity Savings TRI ^A				16.16	9.29	10.85
Mahindra Manulife Mid Cap Fund - Reg - Growth	30-Jan-18	Mr. Abhinav Khandelwal	1-Feb-22	53.41	27.23	30.06
		Mr. Manish Lodha	21-Dec-20			
Nifty Midcap 150 TRI ^A				47.90	26.12	31.42
Mahindra Manulife Aggressive Hybrid Fund - Reg - Growth	19-July-19	Ms. Fatema Pacha (Equity Portion)	16-Oct-20	37.40	17.70	21.11
		Mr. Manish Lodha (Equity Portion)	21-Dec-20			
		Mr. Rahul Pal (Debt Portion)	Since inception			
		Mr. Amit Garg (Debt Portion)	02-May-24			
CRISIL Hybrid 35+65 Aggressive Index ^A				28.52	13.61	16.80
Mahindra Manulife Large Cap Fund - Reg - Growth	15-Mar-19	Ms. Fatema Pacha	21-Dec-20	34.59	15.03	18.06
		Mr. Abhinav Khandelwal	1-Mar-22			
Nifty 100 TRI ^A				38.59	15.93	19.57
Mahindra Manulife Arbitrage Fund - Reg - Growth	24-Aug-20	Mr. Abhinav Khandelwal (Equity Portion)	1-Apr-22	5.94	4.72	-
		Mr. Manish Lodha (Equity Portion)	21-Dec-20			
		Mr. Rahul Pal (Debt Portion)	Since inception			
Nifty 50 Arbitrage Index ^A				7.05	6.09	-
Mahindra Manulife Flexi Cap Fund - Reg - Growth	23-Aug-21	Ms. Fatema Pacha	Since inception	36.04	18.10	-
		Mr. Manish Lodha				
Nifty 500 TRI ^A				41.27	18.42	-
Mahindra Manulife Balanced Advantage Fund - Reg - Growth	30-Dec-21	Mr. Manish Lodha (Equity Portion)	Since inception	27.53	-	-
		Ms. Fatema Pacha (Equity Portion)				
		Mr. Rahul Pal (Debt Portion)				
Nifty 50 Hybrid Composite Debt 50: 50 Index ^A				20.58	-	-
Mahindra Manulife Small Cap Fund - Reg - Growth	12-Dec-22	Mr. Abhinav Khandelwal	Since inception	59.14	-	-
		Mr. Manish Lodha				
BSE 250 Small Cap TRI ^A				48.94	-	-

^ABenchmark CAGR - Compounded Annual Growth Rate. ⁵Dedicated Fund Manager for Overseas Investments.

Past performance may or may not be sustained in future and should not be used as a basis of comparison with other investments. The performance details provided above are of Growth Option under Regular Plan. Different Plans i.e Regular Plan and Direct Plan under the scheme has different expense structure. Mr. Manish Lodha is managing 10 schemes and Mr. Abhinav Khandelwal is managing 6 schemes of Mahindra Manulife Mutual Fund. The performance data for the schemes which have not completed one year has not been provided. Performance as on September 30, 2024

Disclaimer : Readers of this material should rely on information / data arising out of their own investigations and advised to seek independent professional advice and arrive at an informed decision before making any investments. Neither Mahindra Manulife Investment Management Private Limited nor Mahindra Manulife Trustee Private Limited, its directors or associates shall be liable for any damages that may arise from the use of the information contained herein.

Get in Touch: Unit No. 204, 2nd Floor, Amity Building, Piramal Agastya Corporate Park, LBS Road, Kamani Junction, Kurla (W), Mumbai - 400 070.
Phone: +91-22-66327900, Fax: +91-22-66327932, Toll Free No.: 1800 419 6244 Website: www.mahindramanulife.com

Mutual Fund investments are subject to market risks, read all scheme related documents carefully.